

Enquiry at Loch Ness

- Suitable for P4 – S2 and can cover levels C –F.
- Designed to address “Skills in Social Subjects – Enquiry” in the strand “Carrying out Tasks” under “Evaluating the usefulness of information”.
- Modelled around the Level E requirement “to make judgements about what evidence is relevant and reliable, e.g. by reference to bias, exaggeration and selective use of information” but can be adapted to other levels as above.
- Can also be used in “reading for information”.
- Intended for use in school immediately after a visit to the “3D Loch Ness Experience” or “Loch Ness 2000 Exhibition Centre”.
- A fictitious incident at Loch Ness has been created with a number of witnesses being interviewed.
- The scenario: An Incident Room at the Loch Ness 2000 Exhibition Centre.
- The teacher acts as moderator from notes and resources provided to guide the class through an ordered number of witness accounts.
- The teacher and class are members of Adrian Shine’s “Loch Ness Project Evidence Assessment Committee” considering and displaying evidence in the style of a police incident room.
- A probable explanation for the incident will emerge but the main point of the exercise is to see it from different perspectives and make judgements accordingly.
- They begin with reading today’s newspaper article. The Evidence Assessment Committee are tasked to establish the truth.
- Fictitious field investigators are out tracking down witnesses, getting reactions in person, by phone and email. They send reports in to the Incident Room during the course of the discussion/lesson.
- While waiting for the information to come in, the Evidence Assessment Committee is given a photo copy of the “Inverness Chat” and begin to discuss it. They have drawn a rough map to help visualise events.
- **Resources Provided.**
 - 1 Set of Teacher’s Notes .
 - The Newspaper Report (to be duplicated for each pupil).
 - 1 set of Witness Statements which can be read aloud by children or the teacher and pinned on the board or “Evidence Wall”.
 - 1 Map of Loch Ness for the teacher to draw at a larger size on the board, adding details as the accounts and statement reveal them.
 - 1 Picture of a boat wake on Loch Ness.
 - 1 Monster sighting picture (duplicate a few copies to be passed around).
- Discussion should be stimulated by each account as it is assessed for reliability.
- The teacher should control the rate at which information appears and sum up at the end.

ACTION

1.
Photocopy the Inverness Chat Newspaper clipping for each pupil.

If you have a map of Scotland point out the Caledonian Canal to the class.

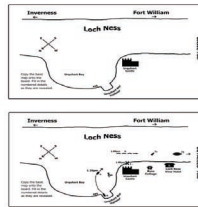
Copy the basic Loch Ness map (supplied) onto the board.

Ask someone to read out the newspaper clipping.

Teacher to pin up map and "mugshots" to create an "Evidence Wall".

Update the map with features and information as it is revealed.

RESOURCE



DISCUSSION

Newspaper Article

Use mainly to establish locale. Possible exaggeration but this can only be confirmed later.

- Where were the Smiths?
Gather information and fill in on the location map.

(See map guide - **X**).

- Who should we find to speak to?

*John & Tara Smith
Archie Fraser
Ian McIdle*

2.
Teacher reads the following announcement to the class.



"We have just got a copy of an email that Mr. Fraser sent to the Inverness Chat.

Mr Fraser runs the "Loch Ness View Hotel". It is on a hill overlooking Loch Ness, and above the famous visitor attraction, Urquhart Castle.

Ask someone to read the email.

Teacher to pin up email and mugshot on the Evidence Wall.

Update the map with features and information as it is revealed.



Positive Commercial Bias.

- Does Archie have a reason to support the witness statements?

Yes - Advertisement.

- Does this support the sighting?

No.

- Did Archie see the monster himself?

No.

- Is his statement fact or opinion?

Opinion.

- Has the newspaper accurately reported Archie's statement.

No - Information used selectively.

ACTION

3.

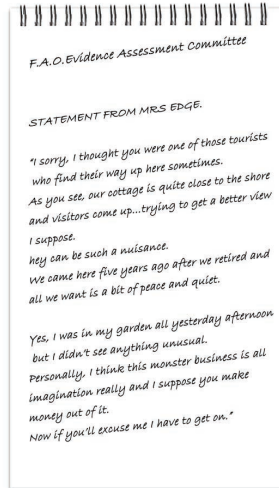
Teacher reads announcement to class.

“Our investigator was up the hill trying to speak directly to Mr. Fraser but he was not at home. On his way back down he passed Rose Cottage and managed to interview the owner, Mrs. Edge”

Ask someone to read the transcript and display it and Mrs Edge’s mugshot on the Evidence Wall.

Update the map with features and information as it is revealed.

RESOURCE



MRS. EDGE



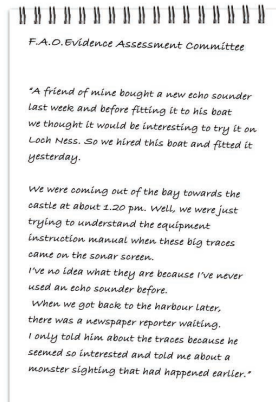
4.

Teacher reads announcement


“Another one of our team has been down to Urquhart Bay Harbour and has found Mr. Ian McIdle on a hired motor cruiser there”.

Ask someone to read the transcript and display it and Ian McIdles’s mugshot on the Evidence Wall.

Update the map with features and information as it is revealed.



IAN McIDLE



DISCUSSION

Negative Bias.

- Does she want more visitors to the loch?
No.
- Would she tell anyone even if she saw something interesting?
No.

Irrelevant.

- Is the witness experienced?
No.
- Was he present at the same time as the sighting?
No.
- Therefore does his statement support the Smiths account?
No.
- Did he think the sonar traces were important?
No.
- How has the newspaper reported his statement?
Gross misrepresentation.

ACTION

5.


Teacher reads announcement

“At last, Mr. Smith has replied to our email”.

Ask someone to read the email and display it on the Evidence Wall.

Update the map with features and information as it is revealed.

RESOURCE



DISCUSSION

First hand account.

- Are the witnesses experienced?
No.
- Do they seem honest?
Yes.
- Are we now able to check the accuracy of the newspaper article.
Yes - Exaggeration.

6.

Teacher reads announcement:


“The Inverness Chat has just sent us an email of a photograph that a Mr. Tryon sent to them this morning. They want your opinion before paying quite a lot of money to publish the picture.

Mr. Tryon claims it was taken at the same time as the sighting yesterday. We have just phoned him and this is what he said -

Give out copies of the monster picture.



Ask someone to read the transcript and display it, the statement, Mr. Tryon's mugshot and the Inverness Chat's cheque on the Evidence Wall.

Update the map with features and information as it is revealed.



Hoax.

- Does he have a motive for a hoax?
Yes - Money.
- Does Mr Tryon seem to be a reliable witness?
No - Vague and some inconsistency with details.
Mentions monster's roar above sound of wind when we know it was calm.
Says he was at the castle when the photo shows castle in the distance.



ACTION

7.

Teacher reads announcement:

During the meeting with Mr. McIdle he mentioned seeing a local fisherman (Toby Trolling) off the castle in a small rowing boat. Its moorings were close by and our investigator was lucky enough to get an interview with Mr. Trolling.

Ask someone to read the transcript and display it and mugshot on the Evidence Wall.

Update the map with features and information as it is revealed.

RESOURCE



TOBY TROLLING



DISCUSSION

Impartial Witness

- Does this witness have experience of the loch?
Yes.
- Does he sound honest?
Yes - Unsensational.
- Is there anything to confirm the Smith's account?
Yes - The large waves but only the waves.
- Is there anyone else we must try to interview now.
Yes - The trawler crew.

8.

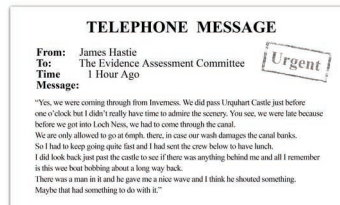
Teacher reads announcement:

The trawler skipper Mr. James Hastie, has been traced to Fort William where his boat, "The Eternal Flame" is just leaving the Caledonian Canal. He managed a few quick words by phone -


Ask someone to read the transcript and display it and mugshot on the Evidence Wall.

Update the map with features and information as it is revealed.

Display boatwake/monster illusion picture.



JAMES HASTIE



The Final Revelation

- Does this remind us of a very common Loch Ness Monster illusion?
Yes. It was the boat wake. (Show the class the archive picture of a boatwake on Loch Ness).
- Do we recommend the Inverness Chat buys the "Tryon Monster" photograph?
No - Ask someone to rip up the cheque.

The Assessment Committee is thanked and closed.